





OUTCOMES 2023 COMPARISON	2018		2019		2022		2023	
	 national	national	 national	national	 national	national	 national	national
READING ARE OR ABOVE	62%	75%	85.5%	73%	79%	75%	82%	73% (+9%)
READING GREATER DEPTH	20%	28%	47.3%	27%	43%	28%	48%	tbc
WRITING ARE OR ABOVE	71%	78%	72.7%	78%	76%	69%	78%	71% (+7%)
WRITING GREATER DEPTH	19.6%	20%	9.1%	20%	13%	13%	15%	tbc
MATHS ARE OR ABOVE	65%	76%	85.5%	79%	84%	71%	82%	73% (+9%)
MATHS GREATER DEPTH	9%	24%	23.6%	27%	40%	22%	37%	tbc
GPS ARE OR ABOVE	64%	78%	83.6%	78%	75%	72%	85%	72% (+13%)
GPS GREATER DEPTH	7%	34%	38.2%	36%	40%	28%	38%	tbc
CEM	56%	64%	72.7%	65%	75%	59%	77%	59% (+18%)
CEM GREATER DEPTH	2%	10%	5.5%		10%	7%	10%	tbc

PROGRESS SCORES 2017/2018

Reading -0.5 (-2.1 to 1.1)

Writing 1.1 (0.4 to 2.6)

Maths 0.0 (-1.5 to 1.5)

PROGRESS SCORES 2018/2019

Reading 7.5

Writing 2.8

Maths 5.0

PROGRESS SCORES 2021/2022

Reading 4.34

Writing 0.99

Maths 5.29

**PROGRESS SCORES 2022/2023 tbc**