














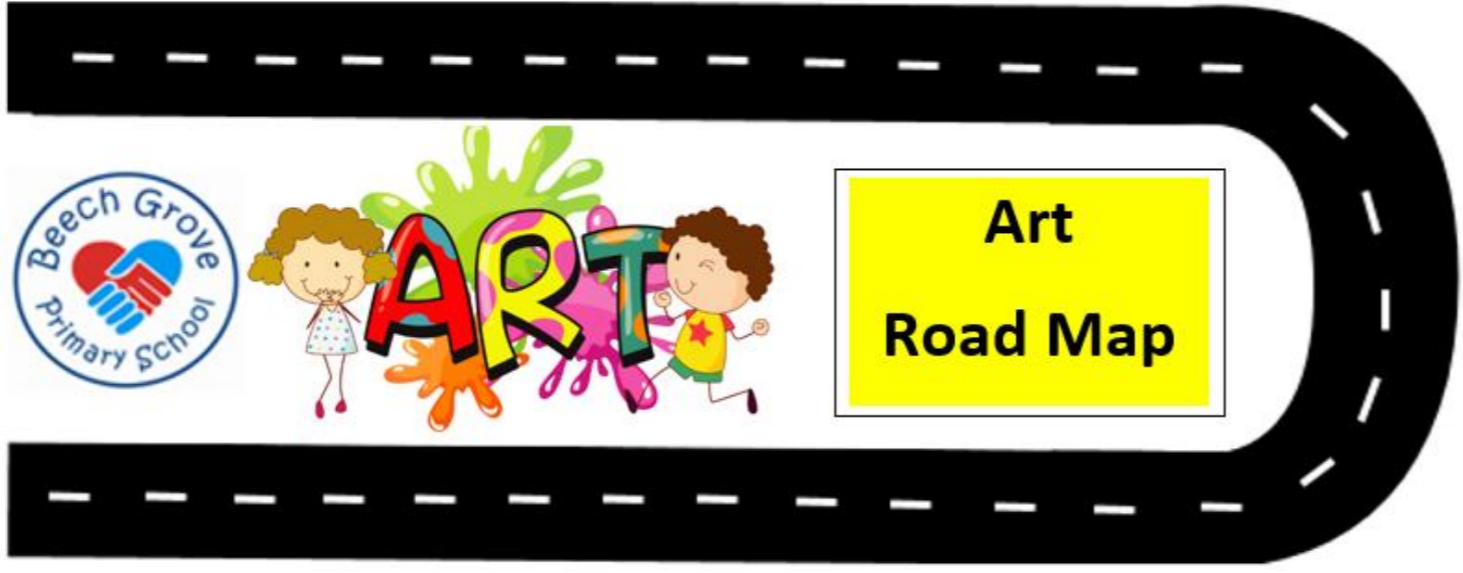












	<p>NURSERY AND RECEPTION</p> <p>Mark making, pencil grip and control. Use a variety of drawing tools. Investigate different lines/scribbles. 5 elements of basic shape. Use drawings to tell a story. Explore different textures. Encourage accurate drawings of people.</p> <p>Colour -experimenting with primary colours informal colour mixing (paint/water/play dough). Exploring different painting techniques/tools Colour -experimenting with primary colours informal colour mixing (paint/water/play dough). Exploring different painting techniques/tools</p> <p>Rubbings, print with variety of objects, print with block colours</p> <p>Handling, manipulating and enjoying using materials. Sensory experience. Simple collages. Simple weaving</p> <p>Handling, feeling, enjoying and manipulating materials. Constructing – Building and destroying. Shape and modelling. Use a range of malleable media</p>	     <p>YEAR 1</p> <p>Use a variety of tools, inc. pencils, rubbers, crayons, pastels, felt tips, charcoal, ballpoints, chalk and other dry media. Use a sketchbook to gather and collect artwork. Begin to explore the use of line, shape and colour</p> <p>Use a variety of tools and techniques including the use of different brush sizes and types. Mix and match colours to artefacts and objects. Work on different scales. Mix secondary colours and shades using different types of paint. Create different textures e.g. use of sawdust.</p> <p>Make marks in print with a variety of objects, including natural and made objects. Carry out different printing techniques e.g. monoprint, block, relief and resist printing. Make rubbings. Build a repeating pattern and recognise pattern in the environment.</p> <p>Use a variety of techniques, e.g. weaving, finger knitting, fabric crayons, sewing and binca. How to thread a needle, cut, glue and trim material. Create images from imagination, experience or observation. Use a wide variety of media, inc. photocopied material, fabric, plastic, tissue, magazines, crepe paper, etc.</p> <p>Manipulate clay in a variety of ways, e.g. rolling, kneading and shaping. Explore sculpture with a range of malleable media, especially clay. Experiment with, construct and join recycled, natural and man-made materials. Explore shape and form.</p>	     <p>YEAR 2</p> <p>Layer different media, e.g. crayons, felt tips, charcoal and ballpoint. Understand the basic use of a sketchbook and work out ideas for drawings. Draw for a sustained period of time from the figure and real objects, including single and grouped objects. Experiment with the visual elements; line, shape, pattern and colour.</p> <p>Mix a range of secondary colours, shades and tones. Experiment with tools and techniques, inc. layering, mixing media, scraping through etc. Work on a range of scales e.g. large brush on large paper etc. Mix and match colours using artefacts and objects.</p> <p>Use a variety of techniques, inc. carbon printing, relief, press and fabric printing and rubbings. Design patterns of increasing complexity and repetition. Print using a variety of materials, objects and techniques.</p> <p>Use a variety of techniques, inc. weaving, French knitting, tie-dyeing, fabric crayons and wax or oil resist, appliqué and embroidery. Create textured collages from a variety of media. Make a simple mosaic. Stitch, knot and use other manipulative skills.</p> <p>Manipulate clay for a variety of purposes, inc. thumb pots, simple coil pots and models. Build a textured relief tile. Understand the safety and basic care of materials and tools.</p> <p>Experiment with, construct and join recycled, natural and man-made materials more confidently.</p>
<p>KEY</p>  Drawing  Painting  Printing  Collage/textiles  Sculpting			   <p>YEAR 3</p> <p>Experiment with different grades of pencil and other implements. Plan, refine and alter their drawings as necessary. Use their sketchbook to collect and record visual information from different sources. Draw for a sustained period of time at their own level. Use different media to achieve variations in line, texture, tone, colour, shape and pattern.</p> <p>Mix a variety of colours and know which primary colours make secondary colours. Use more specific colour language e.g. tint, tone, shade, hue. Experiment with different effects and textures inc. blocking in colour, washes, thickened paint etc. Work confidently on a range of scales e.g. thin brush on small picture etc. Plan and create different effects and textures with paint according to what they need for the task.</p> <p>Construct a simple clay base for extending and modelling other shapes. Cut and join wood safely and effectively. Make a simple papier mache object. Plan, design and make models. Join clay adequately and work reasonably independently. Construct a simple clay base for extending and modelling other shapes. Show an understanding of shape, space and form. Plan, design, make and adapt models. Talk about their work understanding that it has been sculpted, modelled or constructed.</p>
<p>ONGOING: Exploring and developing ideas: (KS1) Record and explore ideas from first hand observation, experience and imagination. Ask and answer questions about the starting points for their work, and develop their ideas. Explore the differences and similarities within the work of artists, craftspeople and designers in different times and cultures. (KS2) Select and record from first hand observation, experience and imagination, and explore ideas for different purposes. Question and make thoughtful observations about starting points and select ideas to use in their work. Explore the roles and purposes of artists, craftspeople and designers working in different times and cultures.</p>		<p>ONGOING: Evaluating and developing work: (KS1) Review what they and others have done and say what they think and feel about it. E.g. Annotate sketchbook, Identify what they might change in their current work or develop in their future work. (KS2) Compare ideas, methods and approaches in their own and others' work and say what they think and feel about them. Adapt their work according to their views and describe how they might develop it further.</p>	
   <p>YEAR 6</p> <p>Demonstrate a wide variety of ways to make different marks with dry and wet media. Identify artists who have worked in a similar way to their own work. Develop ideas using different or mixed media, using a sketchbook. Manipulate and experiment with the elements of art: line, tone, pattern, texture, form, space, colour and shape.</p> <p>Demonstrate a secure knowledge about primary and secondary, warm and cold, complementary and contrasting colours. Create shades and tints using black and white. Choose appropriate paint, paper and implements to adapt and extend their work. Work on preliminary studies to test media and materials. Show an awareness of how paintings are created (composition).</p> <p>Join fabrics in different ways, including stitching. Use different grades and uses of threads and needles. Use a range of media to create collage. Experiment with using batik safely. Awareness of the potential of the uses of material. Use different techniques, colours and textures etc when designing and making pieces of work. To be expressive and analytical to adapt, extend and justify their work.</p>	   <p>YEAR 5</p> <p>Use a variety of source material for their work. Work in a sustained and independent way from observation, experience and imagination. Use a sketchbook to develop ideas. Explore the potential properties of the visual elements, line, tone, pattern, texture, colour and shape.</p> <p>Use recycled, natural and manmade materials to create sculpture. Plan a sculpture through drawing and other preparatory work. Develop skills in using clay inc. slabs, coils, slips, etc. Make a mould and use plaster safely. Create sculpture and constructions with increasing independence.</p> <p>Explain a few techniques, inc' the use of poly-blocks, relief, mono and resist printing. Choose the printing method appropriate to task. Build up layers and colours/textures. Organise their work in terms of pattern, repetition, symmetry or random printing styles. Be familiar with layering prints. Be confident with printing on paper and fabric. Alter and modify work. Work relatively independently.</p>	   <p>YEAR 4</p> <p>Make informed choices in drawing inc. paper and media. Alter and refine drawings and describe changes using art vocabulary. Collect images and information independently in a sketchbook. Use research to inspire drawings from memory and imagination. Explore relationships between line and tone, pattern and shape, line and texture.</p> <p>Use a variety of techniques, inc. printing, dying, quilting, weaving, embroidery, paper and plastic trappings and appliqué. Name the tools and materials they have used. Develop skills in stitching. Cutting and joining. Experiment with a range of media e.g. overlapping, layering etc. Match the tool to the material.</p> <p>Print using a variety of materials, objects and techniques including layering. Talk about the processes used to produce a simple print. to explore pattern and shape, creating designs for printing. Select broadly the kinds of material to print with in order to get the effect they want. Resist printing including marbling, silkscreen and cold-water paste.</p>	