









OUTCOMES 2022 COMPARISON	2017		2018		2019		2022	2022
		national		national		national		national
KS1								
READING ARE OR ABOVE	67	76	74	75.4	78.9	76	72	67
READING GREATER DEPTH	17	25	20.6	26	21.1	25	18	
WRITING ARE OR ABOVE	47	68	65	69.9	70.2	69	67	58
WRITING GREATER DEPTH	10	16	4.4		1.8	15	5	
MATHS ARE OR ABOVE	70	75	77	76.1	77.2	76	75	68
MATHS GREATER DEPTH	17	21	20.6	22	22.8	22	15	
CEM	45		63		65		64	
PHONICS SCREENING YR1	84	81	89	82	90.6	82	90	75
Y2 RESIT	84	92	81	92	80	91		82

OUTCOMES 2022 COMPARISON	2017	2018	2019	2022
EYFS				
End of Reception GLD (Good Level of Development)	45.3%	56.5%	67%	59%