












	<p>NURSERY AND RECEPTION</p> <p><u>ELG: The Natural World</u></p> <p>Understand some important processes and changes in the natural world around them, including the seasons and changing states of matter.</p>		<p>YEAR 1</p> <ul style="list-style-type: none"> distinguish between an object and the material from which it is made identify and name a variety of everyday materials, including wood, plastic, glass, metal, water, and rock describe the simple physical properties of a variety of everyday materials compare and group together a variety of everyday materials on the basis of their simple physical properties. 	 	<p>YEAR 2</p> <ul style="list-style-type: none"> identify and compare the suitability of a variety of everyday materials, including wood, metal, plastic, glass, brick, rock, paper and cardboard for particular uses find out how the shapes of solid objects made from some materials can be changed by squashing, bending, twisting and stretching.
<p>KEY</p> <p><u>ROCKS</u> </p> <p><u>PROPERTIES OF MATERIALS</u> </p> <p><u>USES OF MATERIALS</u> </p> <p><u>STATES OF MATTER</u> </p>					<p>YEAR 3</p> <ul style="list-style-type: none"> compare and group together different kinds of rocks on the basis of their appearance and simple physical properties describe in simple terms how fossils are formed when things that have lived are trapped within rock recognise that soils are made from rocks and organic matter.
<p>YEAR 6</p>	  	<p>YEAR 5</p> <ul style="list-style-type: none"> compare and group together everyday materials on the basis of their properties, including their hardness, solubility, transparency, conductivity (electrical and thermal), and response to magnets give reasons, based on evidence from comparative and fair tests, for the particular uses of everyday materials, including metals, wood and plastic know that some materials will dissolve in liquid to form a solution, and describe how to recover a substance from a solution use knowledge of solids, liquids and gases to decide how mixtures might be separated, including through filtering, sieving and evaporating demonstrate that dissolving, mixing and changes of state are reversible changes explain that some changes result in the formation of new materials, and that this kind of change is not usually reversible, including changes associated with burning and the action of acid on bicarbonate of soda. 		<p>YEAR 4</p> <ul style="list-style-type: none"> compare and group materials together, according to whether they are solids, liquids or gases observe that some materials change state when they are heated or cooled, and measure or research the temperature at which this happens in degrees Celsius (°C) identify the part played by evaporation and condensation in the water cycle and associate the rate of evaporation with temperature. 	